

# 2024 Impact Report

## Our Mission

To inspire and enable youth to achieve academic success, build good character and responsible citizenship, and make healthy lifestyle choices.

## Our Vision for the Future

To be the inspirational leader for youth, their families, community, and society by instilling the values and tools needed for shaping a brighter future.



*The Boys & Girls Club has been a constant source of comfort and stability for Matthew\*. It's a place where he feels safe and understood, especially since the Club recognizes the unique challenges faced by military families.*

*The Boys & Girls Club has played an essential role in his life, offering him a sense of belonging and joy that he doesn't always find elsewhere. He loves the Club.*

\*Name changed due to privacy reasons

## Our Programs

- |                      |                     |
|----------------------|---------------------|
| After School Program | Homework Help       |
| Anti-Bullying        | Licensed Child Care |
| Aquatics             | Sports Leagues      |
| Art                  | STEM                |
| Day Camp             | Teen Leadership     |
| Fitness & Nutrition  | Field Trips         |

# 21,476

Youth Served

**8,771**

Members

**12,705**

Other

Average Daily Attendance

**2,291**


School Year

**1,314**

Summer



53% male



46% female

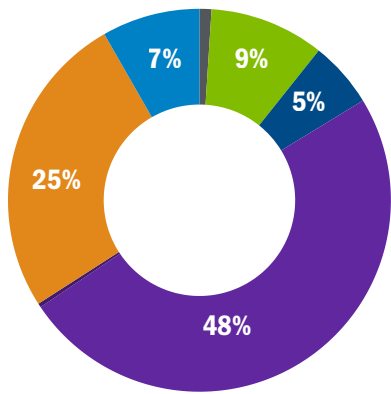
Families Received

# \$465,521

in Scholarship Assistance



# 2024 Club Facts



- 48% Hispanic/Latino
- 25% White
- 9% Asian
- 7% Other/2 or More
- 5% African Am./Black
- 1% Native American
- <1% Pacific Islander



**241,402**

Free & Healthy Snacks/Meals Served



**72%**

of Club Members Live in Low Income Households



**334**

Military Families Served

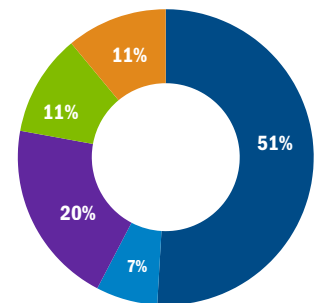
## Financial Highlights FY 2023/2024

### Revenue

Government Grants	\$8,007,808
Facility Income & Other	\$1,059,515
Dues & Program Fees	\$3,176,910
Contributions & Grants	\$1,748,169
Fundraising	\$1,733,612
<b>Total</b>	<b>\$15,726,014</b>

### Where Funding Comes From

- Government Grants
- Dues & Program Fees
- Contributions & Grants
- Fundraising
- Facility Income & Other

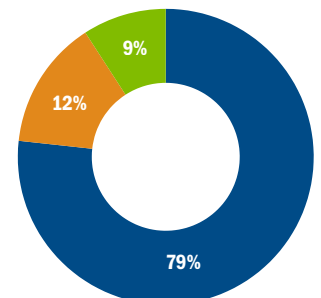


### Expenses

Program Services	\$11,712,463
Management & General	\$1,828,792
Fundraising	\$1,264,700
<b>Total</b>	<b>\$14,805,955</b>

### How We Use Our Resources

- Program Services
- Management & General
- Fundraising



Does not include non-cash revenue and expenses.